

Installation of optional Mounting Kit For 17 Series Heat Exchanger; P/N: 01021-03

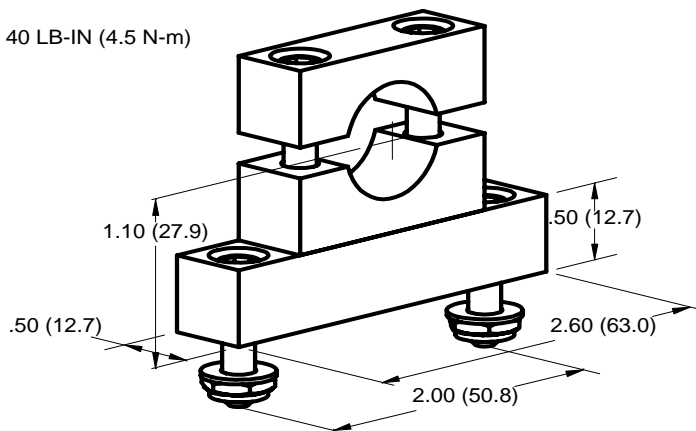
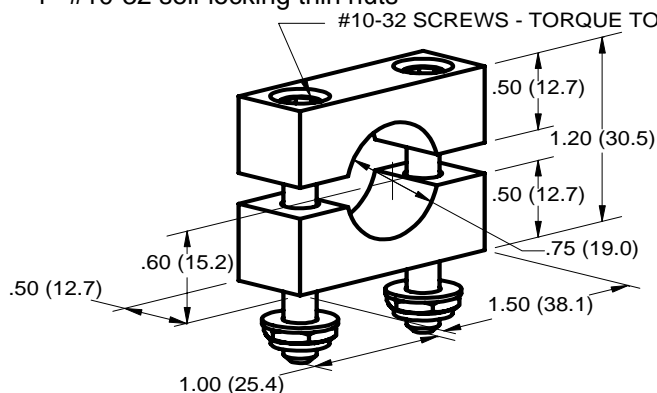
The Exergy heat exchanger mounting kit includes all of the hardware required to properly mount one heat exchanger. The heat exchanger may be mounted on a panel with through holes or with tapped holes. All hardware is stainless steel. Each kit contains all items listed below.

P/N: 01021-01 (MAIN KIT)

- 2 upper clamps (counterbored holes)
- 2 lower clamps (straight holes)
- Hardware for mounting to tapped holes
 - 4 #10-32 X 1.25" long socket head cap screws
 - 4 #10 high collar lock washers
- Hardware for mounting to through holes
 - 4 #10-32 x 1.50" long socket head cap screws
 - 4 #10 flat washers
 - 4 #10-32 self locking thin nuts

P/N: 01021-02 (OPTIONAL: STAND-OFF KIT)

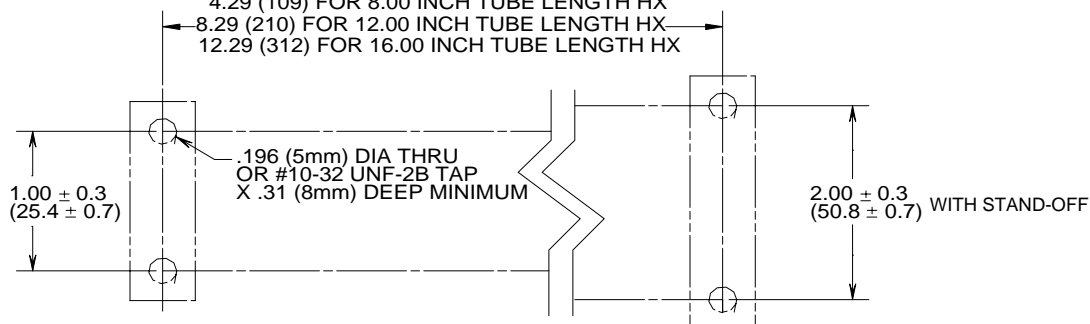
- 2 mounting stand-off (2 counterbored holes & 2 tapped holes)
- Hardware for mounting to tapped holes
 - 4 #10-32 X .50" long socket head cap screws
 - 4 #10 high collar lock washers
- Hardware for mounting to through holes
 - 4 #10-32 x .75" long socket head cap screws



DIMENSIONS ARE IN INCHES (mm)

MAXIMUM DIMENSION

- 4.29 (109) FOR 8.00 INCH TUBE LENGTH HX
- 8.29 (210) FOR 12.00 INCH TUBE LENGTH HX
- 12.29 (312) FOR 16.00 INCH TUBE LENGTH HX



MAXIMUM PANEL THICKNESS FOR THROUGH HOLE MOUNTING IS .25 IN. (6.5mm) USING SCREWS PROVIDED

MOUNTING HOLE PATTERNS

